



*Uplands Manor Primary School*

*Key Instant Recall Facts (KIRFs)*

*Year 4*





Uplands Manor Primary School  
Key Instant Recall Facts  
Year 4 - Autumn 1

Targets:

- I know the multiplication and division facts for the 6 and 8 times tables.

By the end of this half term, children should know the following facts. The aim is for them to recall these facts instantly.

They should be able to answer these questions in any order, including missing number questions e.g.

$$6 \times \bigcirc = 72 \text{ or } \bigcirc \div 6 = 7$$

$8 \times 1 = 8$	$8 \div 8 = 1$	$6 \times 1 = 6$	$6 \div 6 = 1$
$8 \times 2 = 16$	$16 \div 8 = 2$	$6 \times 2 = 12$	$12 \div 6 = 2$
$8 \times 3 = 24$	$24 \div 8 = 3$	$6 \times 3 = 18$	$18 \div 6 = 3$
$8 \times 4 = 32$	$32 \div 8 = 4$	$6 \times 4 = 24$	$24 \div 6 = 4$
$8 \times 5 = 40$	$40 \div 8 = 5$	$6 \times 5 = 30$	$30 \div 6 = 5$
$8 \times 6 = 48$	$48 \div 8 = 6$	$6 \times 6 = 36$	$36 \div 6 = 6$
$8 \times 7 = 56$	$56 \div 8 = 7$	$6 \times 7 = 42$	$42 \div 6 = 7$
$8 \times 8 = 64$	$64 \div 8 = 8$	$6 \times 8 = 48$	$48 \div 6 = 8$
$8 \times 9 = 72$	$72 \div 8 = 9$	$6 \times 9 = 54$	$54 \div 6 = 9$
$8 \times 10 = 80$	$80 \div 8 = 10$	$6 \times 10 = 60$	$60 \div 6 = 10$
$8 \times 11 = 88$	$88 \div 8 = 11$	$6 \times 11 = 66$	$66 \div 6 = 11$
$8 \times 12 = 96$	$96 \div 8 = 12$	$6 \times 12 = 72$	$72 \div 6 = 12$

Key Vocabulary

What is 8 multiplied by 6?

What is 6 times 8?

What is 24 divided by 6?

Top Tips

The secret to success is practising little and often. Use time wisely.

Start by recapping your 3s and 4s – they will be very useful

Double your threes – Multiplying a number by 6 is the same as multiplying by 3 and then doubling the answer.  $7 \times 3 = 21$  and double 21 is 42, so  $7 \times 6 = 42$ .

Double your fours – Multiplying a number by 8 is the same as multiplying by 4 and then doubling the answer.  $7 \times 4 = 28$  and double 28 is 56, so  $7 \times 8 = 56$ .



Uplands Manor Primary School  
Key Instant Recall Facts  
Year 4 – Autumn 2

Targets:

I know the multiplication and division facts for the 9 and 11 times tables.

By the end of this half term, children should know the following facts. The aim is for them to recall these facts instantly.

We have given you the 9 and 11 times tables together as these are easier to remember with patterns and by using the 10 x table to help. For example, if  $10 \times 7$  is 70, then  $9 \times 7$  must be 63 and  $11 \times 7$  must be 77.

$9 \times 1 = 9$	$9 \div 9 = 1$	$11 \times 1 = 11$	$11 \div 11 = 1$
$9 \times 2 = 18$	$18 \div 9 = 2$	$11 \times 2 = 22$	$22 \div 11 = 2$
$9 \times 3 = 27$	$27 \div 9 = 3$	$11 \times 3 = 33$	$33 \div 11 = 3$
$9 \times 4 = 36$	$36 \div 9 = 4$	$11 \times 4 = 44$	$44 \div 11 = 4$
$9 \times 5 = 45$	$45 \div 9 = 5$	$11 \times 5 = 55$	$55 \div 11 = 5$
$9 \times 6 = 54$	$54 \div 9 = 6$	$11 \times 6 = 66$	$66 \div 11 = 6$
$9 \times 7 = 63$	$63 \div 9 = 7$	$11 \times 7 = 77$	$77 \div 11 = 7$
$9 \times 8 = 72$	$72 \div 9 = 8$	$11 \times 8 = 88$	$88 \div 11 = 8$
$9 \times 9 = 81$	$81 \div 9 = 9$	$11 \times 9 = 99$	$99 \div 11 = 9$
$9 \times 10 = 90$	$90 \div 9 = 10$	$11 \times 10 = 110$	$110 \div 11 = 10$
$9 \times 11 = 99$	$99 \div 9 = 11$	$11 \times 11 = 121$	$121 \div 11 = 11$
$9 \times 12 = 108$	$108 \div 9 = 12$	$11 \times 12 = 132$	$132 \div 11 = 12$

Key Vocabulary

What is 7 multiplied by 11?

What is 6 times 9?

What is 121 divided by 11?

How could I use  $10 \times 7$  to work out  $9 \times 7$  or  $11 \times 7$ ?

Top Tips

The secret to success is practising little and often. Use time wisely.

Look for patterns – These times tables are full of patterns for your child to find. How many can they spot?

Use your ten times table – Multiply a number by 10 and subtract the original number (e.g.  $7 \times 10 - 7 = 70 - 7 = 63$ ). What do you notice? What happens if you add your original number instead? (e.g.  $7 \times 10 + 7 = 70 + 7 = 77$ )

What do you already know? – Your child will already know many of these facts from the 2, 3, 4, 5, 6, 8 and 10 times tables. It might be worth practising these again!



Uplands Manor Primary School  
Key Instant Recall Facts  
Year 4 – Spring 1

Targets:

I can recall the multiplication and division facts for the 7 times table.

By the end of this half term, children should know the following facts. The aim is for them to recall these facts instantly.

They should be able to answer these questions in any order, including missing number questions e.g.  $7 \times \bigcirc = 28$  or  $\bigcirc \div 6 = 7$ .

$7 \times 1 = 7$	$1 \times 7 = 7$	$7 \div 7 = 1$	$7 \div 1 = 7$
$7 \times 2 = 14$	$2 \times 7 = 14$	$14 \div 7 = 2$	$14 \div 2 = 7$
$7 \times 3 = 21$	$3 \times 7 = 21$	$21 \div 7 = 3$	$21 \div 3 = 7$
$7 \times 4 = 28$	$4 \times 7 = 28$	$28 \div 7 = 4$	$28 \div 4 = 7$
$7 \times 5 = 35$	$5 \times 7 = 35$	$35 \div 7 = 5$	$35 \div 5 = 7$
$7 \times 6 = 42$	$6 \times 7 = 42$	$42 \div 7 = 6$	$42 \div 6 = 7$
$7 \times 7 = 49$	$7 \times 7 = 49$	$49 \div 7 = 7$	$49 \div 7 = 7$
$7 \times 8 = 56$	$8 \times 7 = 56$	$56 \div 7 = 8$	$56 \div 8 = 7$
$7 \times 9 = 63$	$9 \times 7 = 63$	$63 \div 7 = 9$	$63 \div 9 = 7$
$7 \times 10 = 70$	$10 \times 7 = 70$	$70 \div 7 = 10$	$70 \div 10 = 7$
$7 \times 11 = 77$	$11 \times 7 = 77$	$77 \div 7 = 11$	$77 \div 11 = 7$
$7 \times 12 = 84$	$12 \times 7 = 84$	$84 \div 7 = 12$	$84 \div 12 = 7$

Key Vocabulary

What is 7 multiplied by 6?

What is 7 times 8?

What is 84 divided by 7?


Top Tips

The secret to success is practising little and often. Use time wisely.

Songs and Chants – You can buy Times Tables CDs or find multiplication songs and chants online. If your child creates their own song, this can make the times tables even more memorable.

Order of difficulty – Ask your child to order these facts from the easiest to the most challenging. Can they explain why some facts are easier to remember? Then focus on practising the most challenging facts.

Use memory tricks – For those hard-to-remember facts, [www.multiplication.com](http://www.multiplication.com) has some strange picture stories to help children remember



# Uplands Manor Primary School

## Key Instant Recall Facts

### Year 4 – Spring 2

### Targets:

I know the multiplication and division facts up to the 12 times table.

By the end of this half term, children should know the following facts. The aim is for them to recall these facts instantly.

### Top Tips

Log in to Times Table Rock stars and practice the different games on their to work on recall and speed.

As multiplication can work in any order, children only need to remember the facts on the left hand side and know that the factors can be swapped and still have the same answer.

E.g.  $7 \times 3 = 21$  so  $3 \times 7 = 21$ .

<https://www.topmarks.co.uk/maths-games/daily10> - Level 5

Multiplication/Level 5 Division

1	2	3	4	5	6
$1 \times 1 = 1$	$2 \times 2 = 4$	$3 \times 3 = 9$	$4 \times 4 = 16$	$5 \times 5 = 25$	$6 \times 6 = 36$
$1 \times 2 = 2$	$2 \times 3 = 6$	$3 \times 4 = 12$	$4 \times 5 = 20$	$5 \times 6 = 30$	$6 \times 7 = 42$
$1 \times 3 = 3$	$2 \times 4 = 8$	$3 \times 5 = 15$	$4 \times 6 = 24$	$5 \times 7 = 35$	$6 \times 8 = 48$
$1 \times 4 = 4$	$2 \times 5 = 10$	$3 \times 6 = 18$	$4 \times 7 = 28$	$5 \times 8 = 40$	$6 \times 9 = 54$
$1 \times 5 = 5$	$2 \times 6 = 12$	$3 \times 7 = 21$	$4 \times 8 = 32$	$5 \times 9 = 45$	$6 \times 10 = 60$
$1 \times 6 = 6$	$2 \times 7 = 14$	$3 \times 8 = 24$	$4 \times 9 = 36$	$5 \times 10 = 50$	$6 \times 11 = 66$
$1 \times 7 = 7$	$2 \times 8 = 16$	$3 \times 9 = 27$	$4 \times 10 = 40$	$5 \times 11 = 55$	$6 \times 12 = 72$
$1 \times 8 = 8$	$2 \times 9 = 18$	$3 \times 10 = 30$	$4 \times 11 = 44$	$5 \times 12 = 60$	
$1 \times 9 = 9$	$2 \times 10 = 20$	$3 \times 11 = 33$	$4 \times 12 = 48$		
$1 \times 10 = 10$	$2 \times 11 = 22$	$3 \times 12 = 36$			
$1 \times 11 = 11$	$2 \times 12 = 24$				
$1 \times 12 = 12$					

7	8	9	10	11	12
$7 \times 7 = 49$	$8 \times 8 = 64$	$9 \times 9 = 81$	$10 \times 10 = 100$	$11 \times 11 = 121$	$12 \times 12 = 144$
$7 \times 8 = 56$	$8 \times 9 = 72$	$9 \times 10 = 90$	$10 \times 11 = 110$	$11 \times 12 = 132$	
$7 \times 9 = 63$	$8 \times 10 = 80$	$9 \times 11 = 99$	$10 \times 12 = 120$		
$7 \times 10 = 70$	$8 \times 11 = 88$	$9 \times 12 = 108$			
$7 \times 11 = 77$	$8 \times 12 = 96$				
$7 \times 12 = 84$					


If your children have done well on their previous times tables, the only fact they won't know is  $12 \times 12$ . Learn this, and then recap the others!

### Key Vocabulary

What is 12 multiplied by 6?

What is 7 times 8?

What is 84 divided by 7?



# Uplands Manor Primary School

## Key Instant Recall Facts

### Year 4 – Summer 1

### Targets:

I know the multiplication and division facts up to the 12 times table.

1	2	3	4	5	6
1 x 1 = 1	2 x 2 = 4	3 x 3 = 9	4 x 4 = 16	5 x 5 = 25	6 x 6 = 36
1 x 2 = 2	2 x 3 = 6	3 x 4 = 12	4 x 5 = 20	5 x 6 = 30	6 x 7 = 42
1 x 3 = 3	2 x 4 = 8	3 x 5 = 15	4 x 6 = 24	5 x 7 = 35	6 x 8 = 48
1 x 4 = 4	2 x 5 = 10	3 x 6 = 18	4 x 7 = 28	5 x 8 = 40	6 x 9 = 54
1 x 5 = 5	2 x 6 = 12	3 x 7 = 21	4 x 8 = 32	5 x 9 = 45	6 x 10 = 60
1 x 6 = 6	2 x 7 = 14	3 x 8 = 24	4 x 9 = 36	5 x 10 = 50	6 x 11 = 66
1 x 7 = 7	2 x 8 = 16	3 x 9 = 27	4 x 10 = 40	5 x 11 = 55	6 x 12 = 72
1 x 8 = 8	2 x 9 = 18	3 x 10 = 30	4 x 11 = 44	5 x 12 = 60	
1 x 9 = 9	2 x 10 = 20	3 x 11 = 33	4 x 12 = 48		
1 x 10 = 10	2 x 11 = 22	3 x 12 = 36			
1 x 11 = 11	2 x 12 = 24				
1 x 12 = 12					

7	8	9	10	11	12
7 x 7 = 49	8 x 8 = 64	9 x 9 = 81	10 x 10 = 100	11 x 11 = 121	12 x 12 = 144
7 x 8 = 56	8 x 9 = 72	9 x 10 = 90	10 x 11 = 110	11 x 12 = 132	
7 x 9 = 63	8 x 10 = 80	9 x 11 = 99	10 x 12 = 120		
7 x 10 = 70	8 x 11 = 88	9 x 12 = 108			
7 x 11 = 77	8 x 12 = 96				
7 x 12 = 84					

By the end of this half term, children should know the following facts. The aim is for them to recall these facts instantly.

### Top Tips

Log in to Times Table Rock stars and practice the different games on their to work on recall and speed.

As multiplication can work in any order, children only need to remember the facts on the left hand side and know that the factors can be swapped and still have the same answer.

E.g.  $7 \times 3 = 21$  so  $3 \times 7 = 21$ .

<https://www.topmarks.co.uk/maths-games/daily10> - Level 5


Multiplication/Level 5 Division

### Key Vocabulary

What is 12 multiplied by 6?

What is 7 times 8?

What is 84 divided by 7?



Uplands Manor Primary School  
Key Instant Recall Facts  
Year 4 – Summer 2

Targets:

I can multiply and divide 1- and 2-digit numbers by 10 and 100.

By the end of this half term, children should know the following facts. The aim is for them to recall these facts instantly.

These are just examples of the facts for this term. Children should be able to answer these questions in any order, including missing number questions e.g.

$$8 \times \bigcirc = 800 \text{ or } \bigcirc \div 10 = 0.7$$

$$7 \times 10 = 70$$

$$10 \times 7 = 70$$

$$70 \div 7 = 10$$

$$70 \div 10 = 7$$

$$30 \times 10 = 300$$

$$10 \times 30 = 300$$

$$300 \div 30 = 10$$

$$300 \div 10 = 30$$

$$0.8 \times 10 = 8$$

$$10 \times 0.8 = 8$$

$$8 \div 0.8 = 10$$

$$8 \div 10 = 0.8$$

$$6 \times 100 = 600$$

$$100 \times 6 = 600$$

$$600 \div 6 = 100$$

$$600 \div 100 = 6$$

$$40 \times 100 = 4000$$

$$100 \times 40 = 4000$$

$$4000 \div 40 = 100$$

$$4000 \div 100 = 40$$

$$0.2 \times 10 = 2$$

$$10 \times 0.2 = 2$$

$$2 \div 0.2 = 10$$

$$2 \div 10 = 0.2$$

Key Vocabulary

What is 5 multiplied by 10?

What is 10 times 0.9?

What is 700 divided by 70?

Thousands, hundreds, tens, units, tenths, hundredths

Top Tips

The secret to success is practising little and often. Use time wisely.

Can you practise these KIRFs while walking to school or during a car journey? You don't need to practise them all at once: try choosing a fun fact of the day.